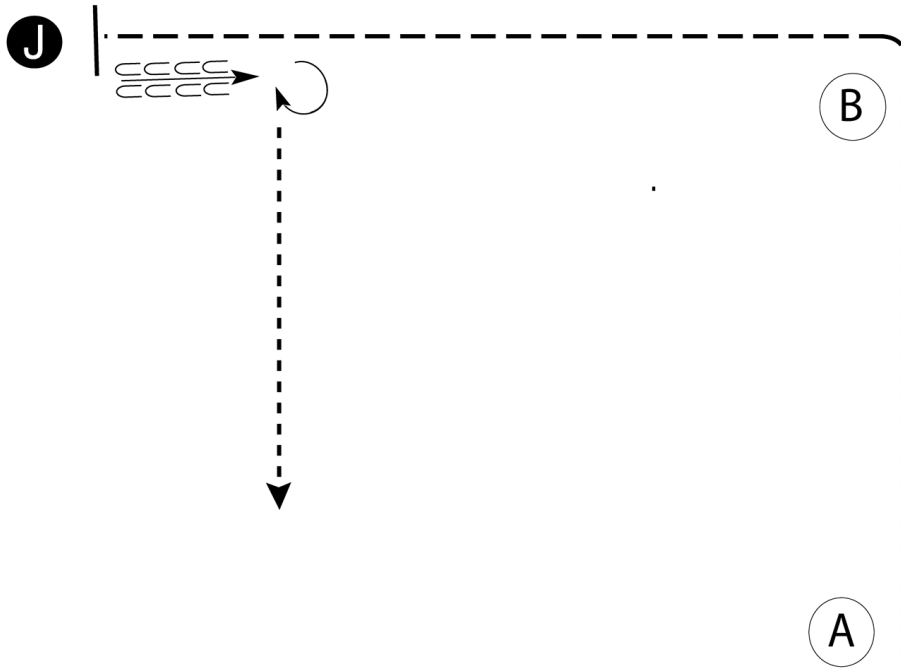


# Medina County Fair

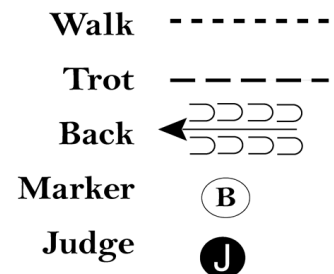
## English Showmanship Class 101 & 102

Show Date:



Be ready at A.

1. Walk to B.
2. Trot around B and to judge.
3. Stop and set up for inspection.
4. When dismissed, back one horse length.
5. Turn 270 degrees and walk straight off.



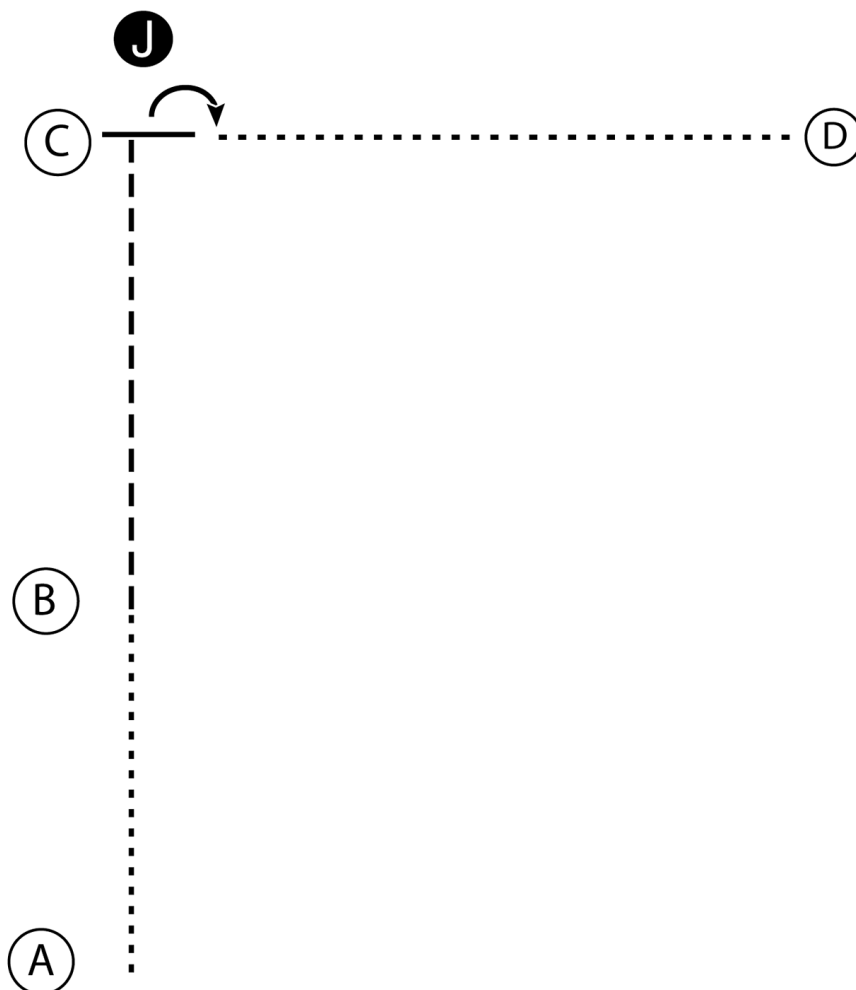
[S/1-23]

Pattern Provided by:


# Medina County Fair

## English Showmanship Class 103 & 104

Show Date:



1. Walk from A to B.
2. Trot from B to C.
3. Stop at C and set up for inspection.
4. When dismissed perform a 90 degree turn.
5. Walk to D.

Walk .....  
Trot - - - - -  
Back ←   
Marker (B)  
Judge (J)

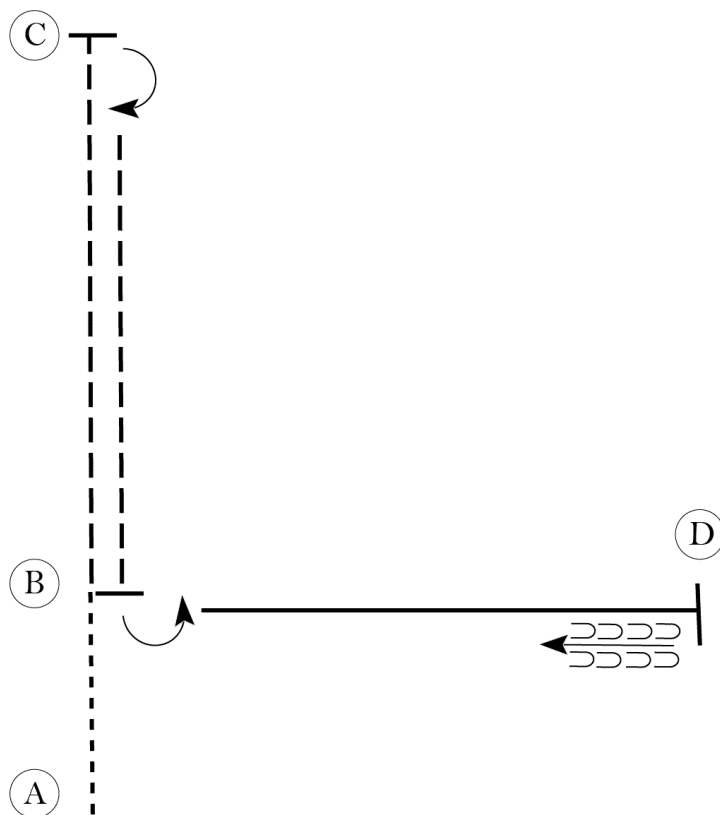
[S/1-4]

Pattern Provided by:

# Medina County Fair

## Saddle Seat Equitation Class 105

Show Date:



Be ready at A.

1. Walk A to B.
2. At B, posting trot on the left diagonal to C.
3. \*At C, stop and reverse to the right\*
4. Posting trot on the right diagonal to B.
5. \*At B, stop and reverse to the left\*
6. Canter on the right lead to D.
7. At D stop and back four steps.

Walk	-----
Trot	-----
Extended Trot	-----
Canter	-----
Leg Yield	
Lead Change	///
Back	←←←
Marker	(B)
Sidepass	←---→
Hand Gallop	-----

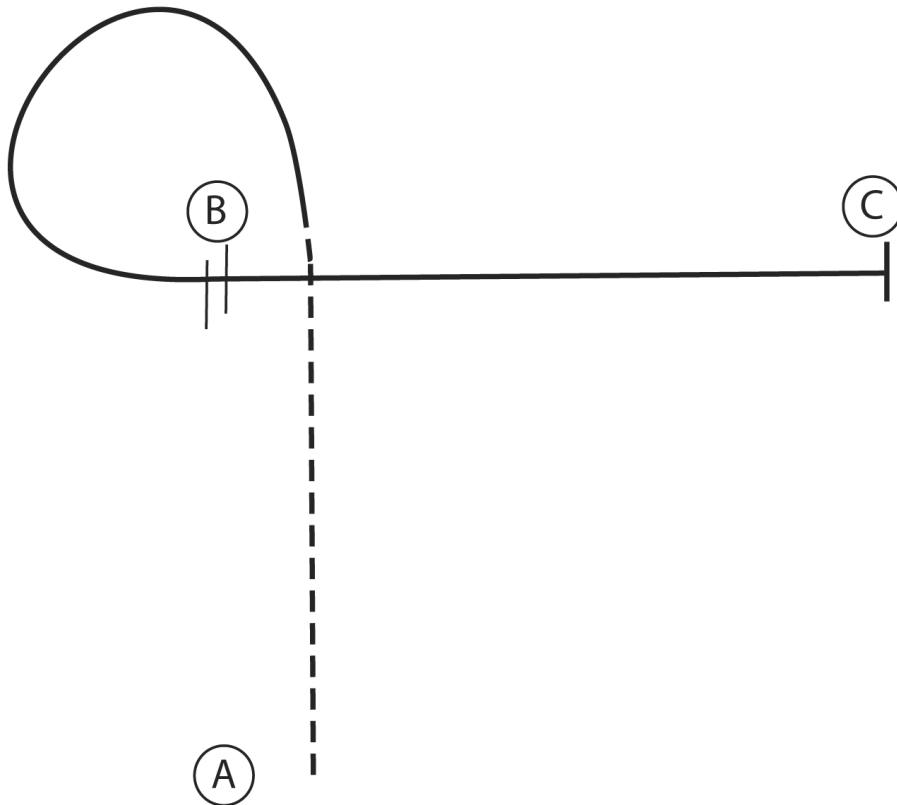
[SSE/20]

Pattern Provided by:

# Medina County Fair

## Hunt Seat Equitation Class 107 & 108

Show Date:



1. Posting trot A to B on the right diagonal
2. At B canter on the left lead around B
3. Perform a lead change at B and continue to C
4. Stop at C

Walk	.....
Trot	-----
Extended Trot	-----
Canter	=====
Leg Yield	
Lead Change	
Back	
Marker	(B)
Sidepass	

[HSE/1-8]

Pattern Provided by:

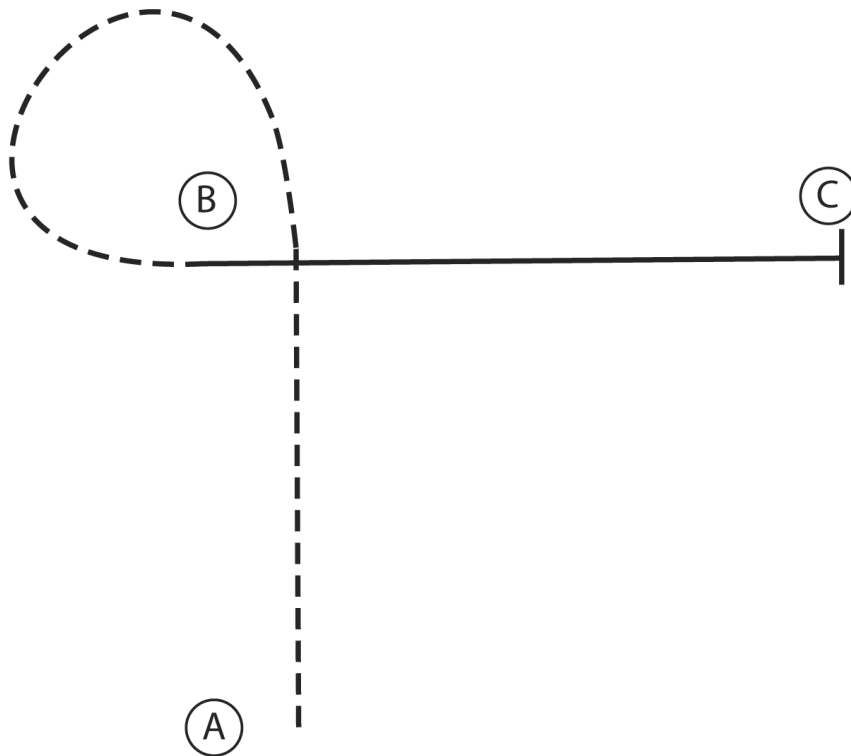
# Medina County Fair

## Hunt Seat Equitation Class 109 & 110

Show Date:

www.HorseShowPatterns.com

www.HorseShowPatterns.com



1. Sitting trot A to B
2. Posting trot around B
3. At B canter on the right lead to C
4. Stop at C

Walk	.....
Trot	-----
Extended Trot	-----
Canter	=====
Leg Yield	
Lead Change	↗↘
Back	←←←←←
Marker	⊙
Sidepass	←-----→

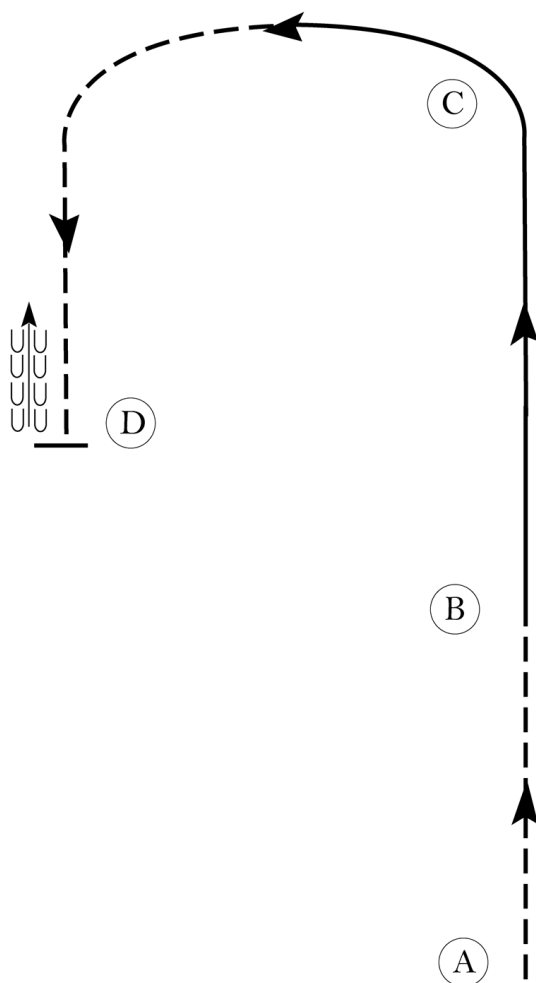
[HSE/1-7]

Pattern Provided by:

# Medina County Fair

## English Equitation Medals Class 115

Show Date:



Be ready at A.

1. Posting trot on the left diagonal from A to B.
2. At B, canter on the left lead.
3. At the top of the arc, transition to the posting trot to D.
4. Stop and back approximately one horse length at D.

Exit at a sitting trot.

Walk	-----
Trot	- - - - -
Extended Trot	— — — — —
Canter	— — — — —
Leg Yield	
Lead Change	— — — — —
Back	← ← ← ← ←
Marker	(B)
Sidepass	← — — — — →
Hand Gallop	— — — — —

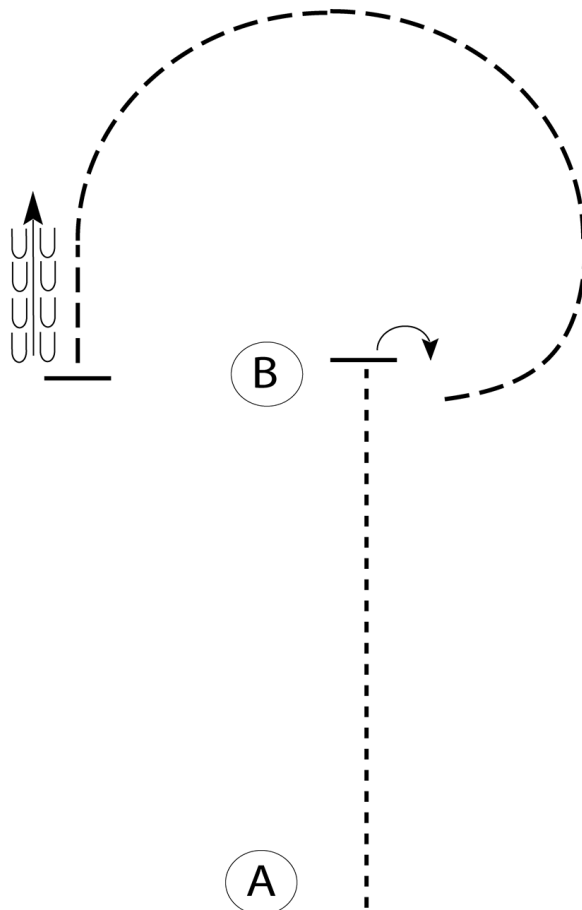
[HSE/1-22]

Pattern Provided by:

# Medina County Fair

## Easy Gaited Equitation Class 119


Show Date:



Be ready at A.

1. Flat or show walk from A to B.
2. At B, perform a 90 degree turn to the right.
3. Running walk or pleasure gait in a circle around B as shown.
4. At B, stop and back 4 steps.

Follow the instructions of your ring steward.

**Walk** -----  
**Running Walk/  
Pleasure Gait** - - - - -  
**Back** ←   
**Marker** (B)

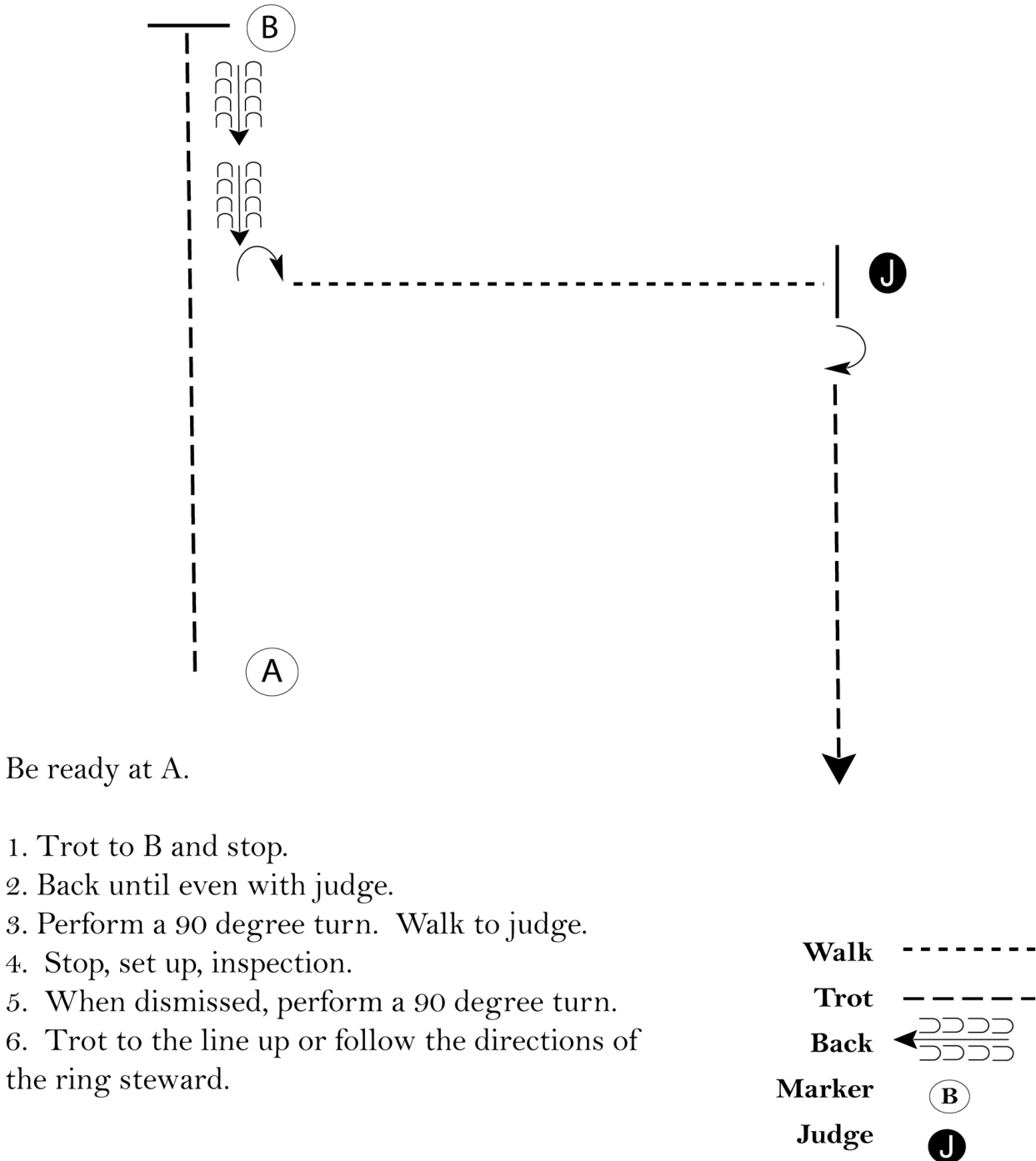
Pattern Provided by:

[NT/H-E-2]

# Medina County Fair

## Western Showmanship Class 203, 206

Show Date:



[S/1-29]

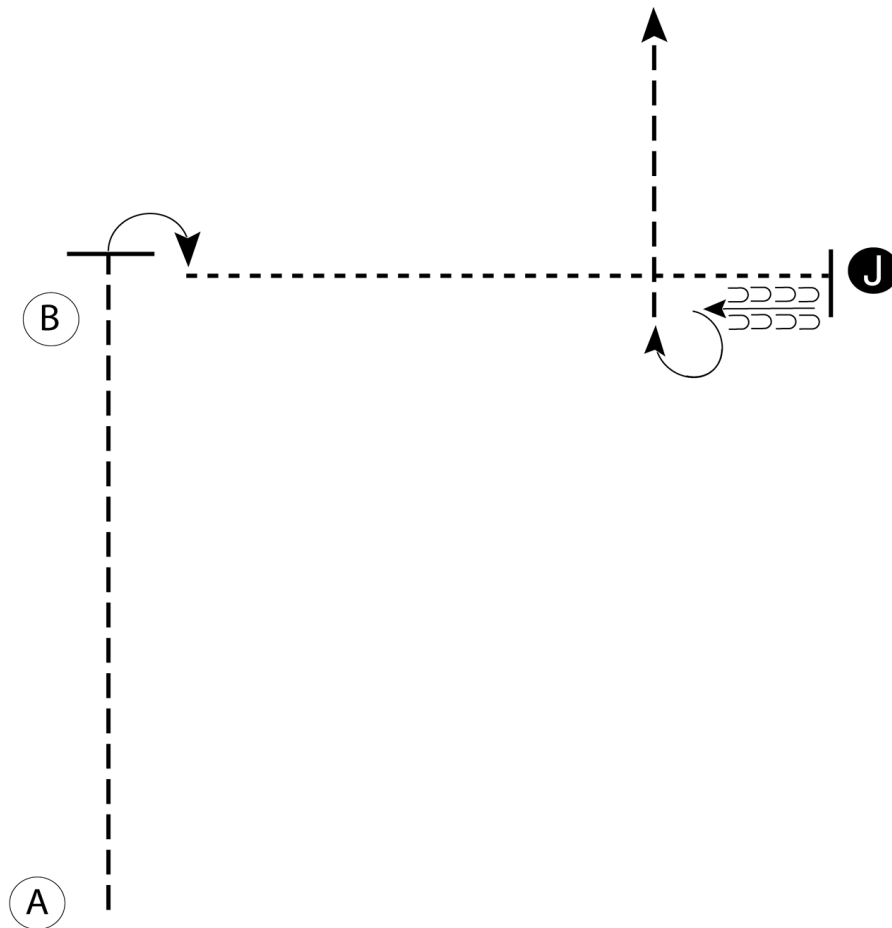
Pattern Provided by:



# Medina County Fair

## Western Showmanship Class 201, 202, 204, 205

Show Date:



1. Begin at A. Trot from A past B
2. Stop and perform a 90 degree turn
3. Walk to the Judge, stop and set up for inspection
4. When dismissed back one horse length and perform a 270 degree turn
5. Trot to the line-up

Walk    - - - - -  
Trot    - - - - -  
Back    ← - - - - -  
Marker    (B)  
Judge    (J)

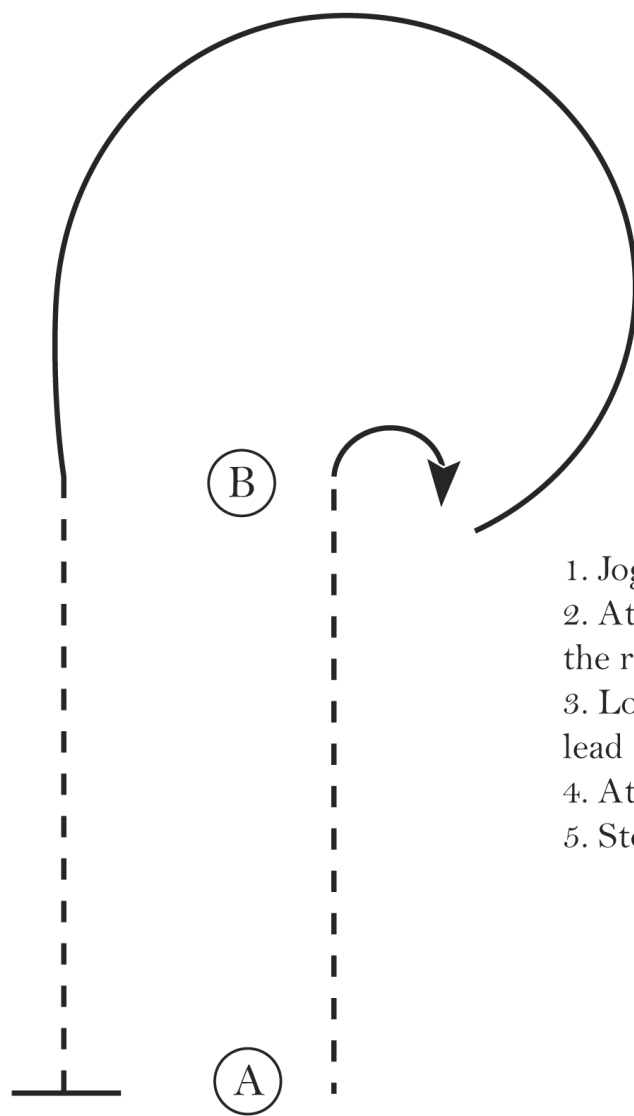
Pattern Provided by:

[S/1-14]

# Medina County Fair

## Horsemanship Class 209, 210, 213, 214

Show Date:



1. Jog A to B
2. At B perform a 90 degree turn to the right
3. Lope a circle around B on the left lead
4. At B jog to A
5. Stop at A.

Walk	.....
Jog	-----
Extended Jog	-----
Lope	=====
Leg Yield	
Lead Change	↗↘
Back	←←←←←
Marker	(B)
Sidepass	←---←

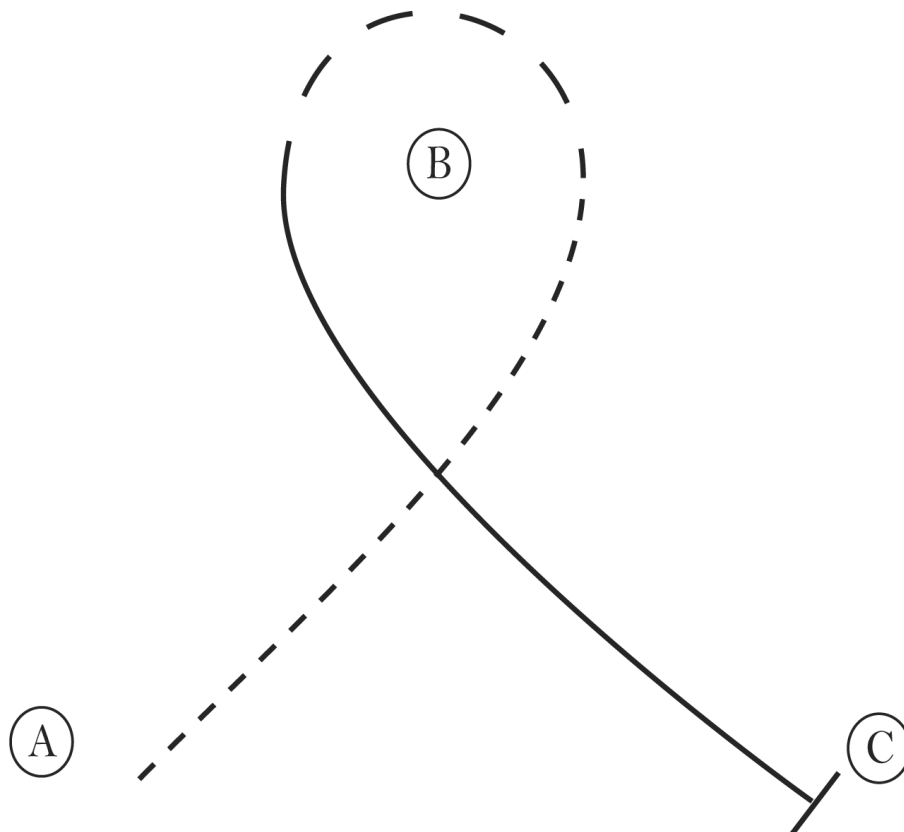
[WH/1-14]

Pattern Provided by:

# Medina County Fair

## Horsemanship Class 207, 208, 211, 212

Show Date:



1. Jog A to B
2. At B extend the jog
3. Extended jog around B
4. At B lope on the right lead to C
5. Stop at C

Walk	.....
Jog	-----
Extended Jog	-----
Lope	=====
Leg Yield	
Lead Change	↗↘
Back	←←←←←
Marker	(B)
Sidepass	←←←←←

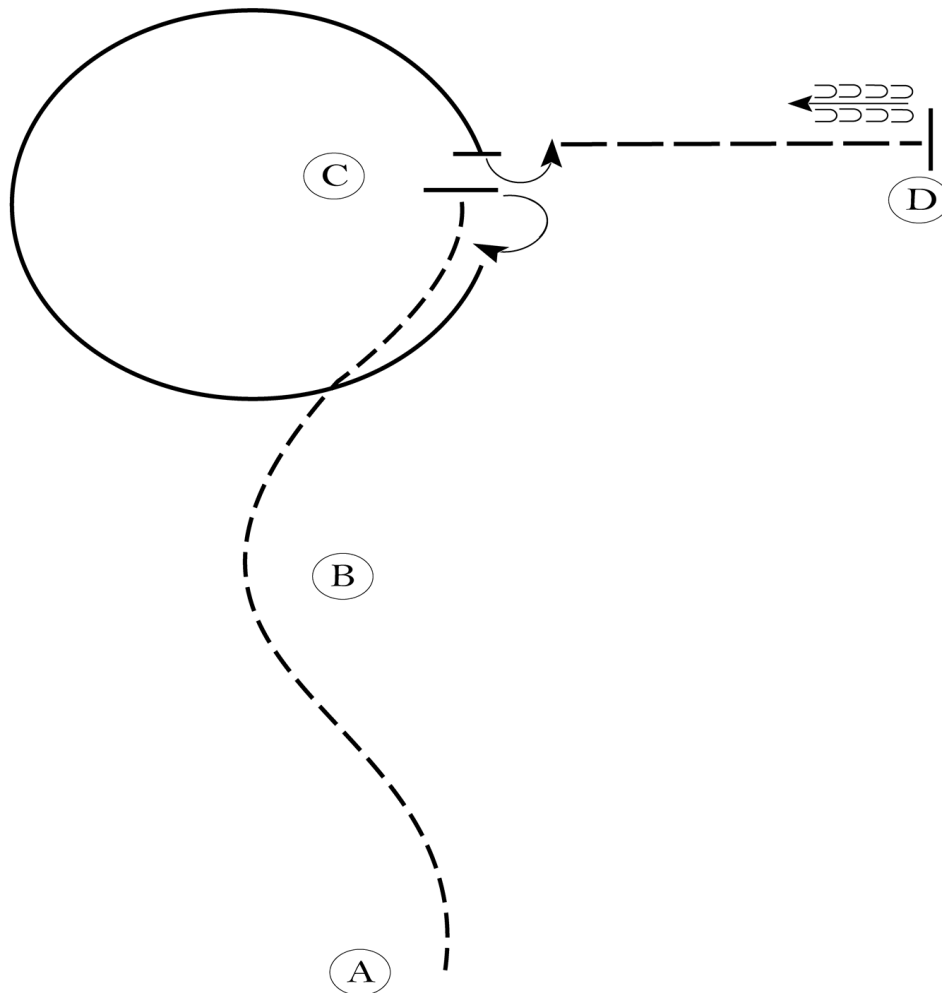
[WH/1-3]

Pattern Provided by:

# Medina County Fair

## Stock Seat Medals Class 219

Show Date:



1. Jog A to C.
2. Stop at C and perform a 180 degree turn to the right
3. Lope a circle around C on the right lead.
4. Stop at C and perform a 90 degree turn to the left.
5. Extended jog to D.
6. Stop at D and back approximately one horse length.

Follow the instructions of your ring steward.

Walk	-----
Jog	-----
Extended Jog	-----
Lope	-----
Lead Change	
Back	
Marker	

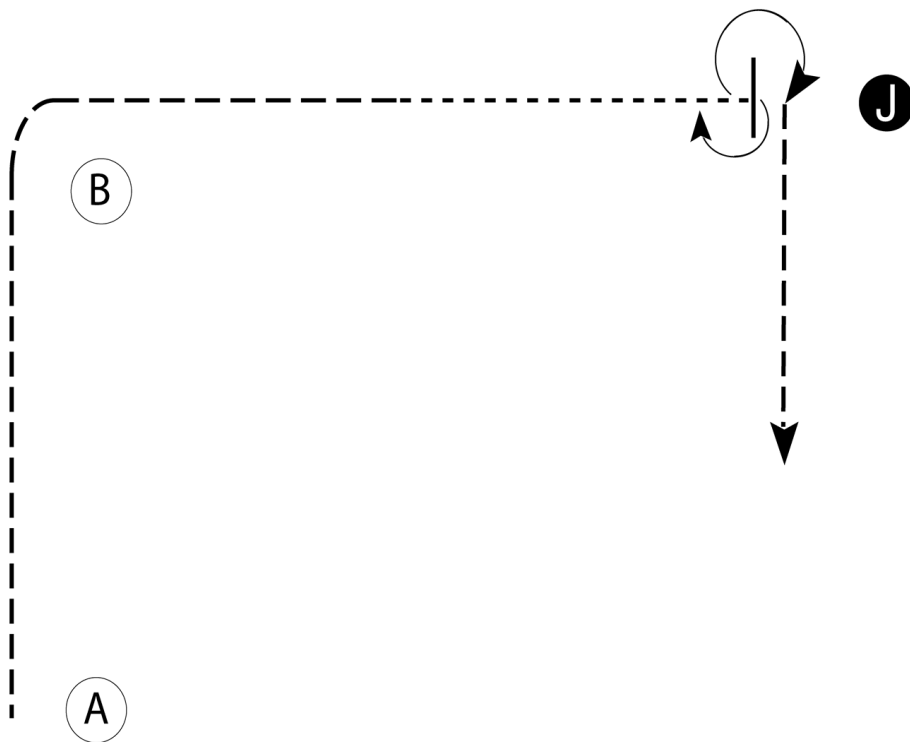
[WH/1-1]

Pattern Provided by:

# Medina County Fair

## Barb Nixon Memorial Showmanship Class 228

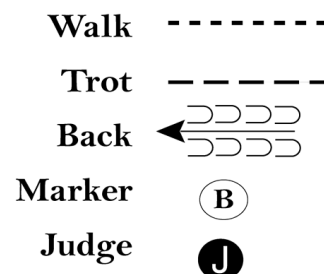
Show Date:



Be ready at A.

1. Trot from A around B and half way to the Judge.
2. Break to the walk. Walk to the Judge.
3. Stop and perform a 180 degree turn. Set up for inspection.
4. When dismissed, perform a 270 degree turn and trot straight away from the Judge.

Follow the instructions of your ring steward.



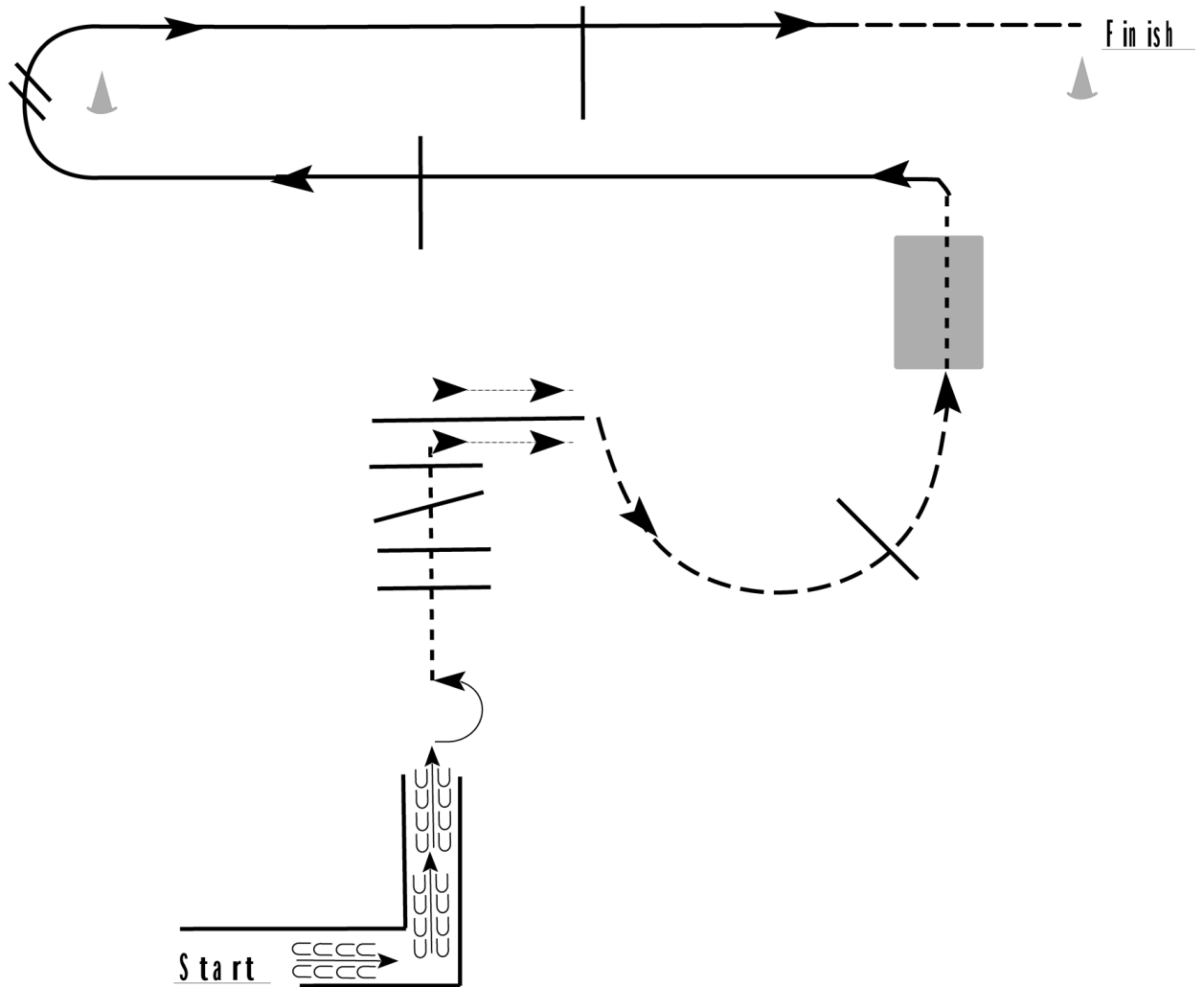
[S/2-33]

Pattern Provided by:

# Medina County Fair

## Trail Class 232 & 233

Show Date:



1. Back thru L
2. Do a 180 degree turn to left and walk over logs.
3. Sidepass final log to the right.
4. Jog over pole and to bridge.
5. Walk over bridge.
6. Lopec on left lead over pole.
7. At cone, perform a simple lead change.
8. Lopec on right lead over pole and jog to finish.

Walk	-----
Jog	-----
Extended Jog	-----
Lopec	-----
Leg Yield	
Lead Change	
Back	←←←←←
Marker	(B)
Sidepass	←-----→

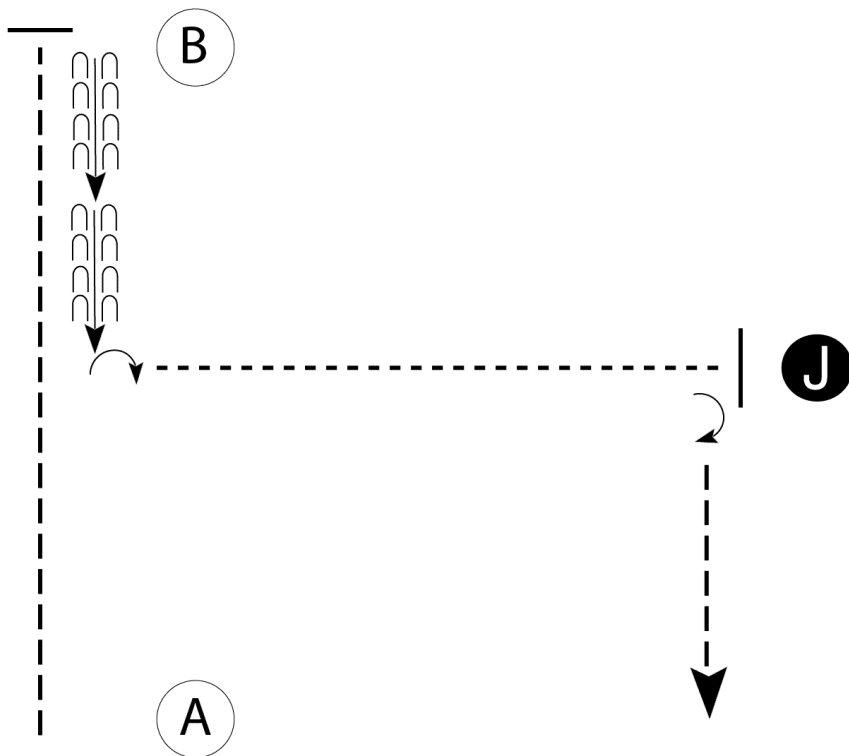
Pattern Provided by:

[T/1-26]

# Medina County Fair

## Mini Horse Showmanship Class 301

Show Date:



Be ready at A.

1. Trot to B and stop.
2. Back until even with Judge.
3. Perform a 90 degree turn. Walk to Judge.
4. Stop and set up for inspection.
5. When dismissed, perform a 90 degree turn.
6. Trot to the line up or follow the directions of the ring steward.

Walk	-----
Trot	- - - - -
Back	←
Marker	ⓑ
Judge	ⓐ

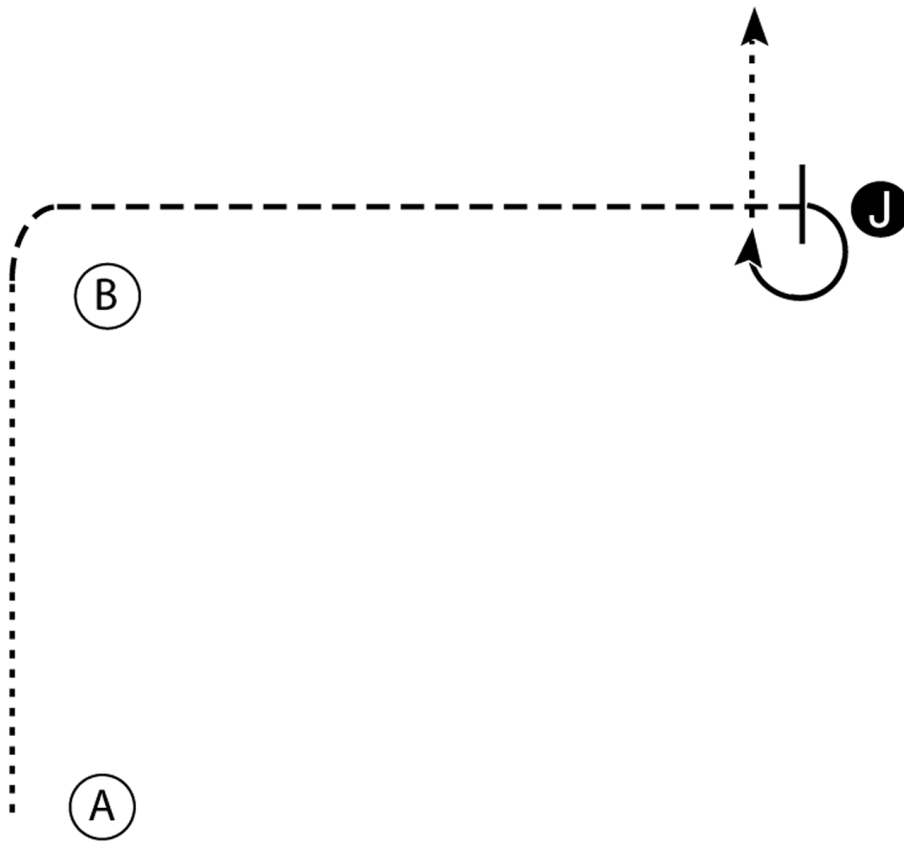
Pattern Provided by:

[MHP/S-6]

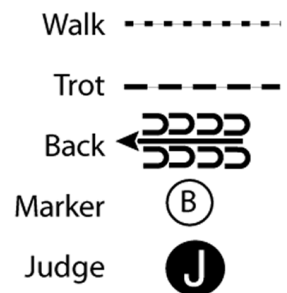
# Medina County Fair

## Walk-Trot Showmanship Class 302 thru 307

Show Date:



1. Walk from A to B.
2. Trot from B to the Judge.
3. Stop and set up for inspection.
4. When dismissed perform a 270 degree turn and walk straight away from the Judge.



[S/WT-2]

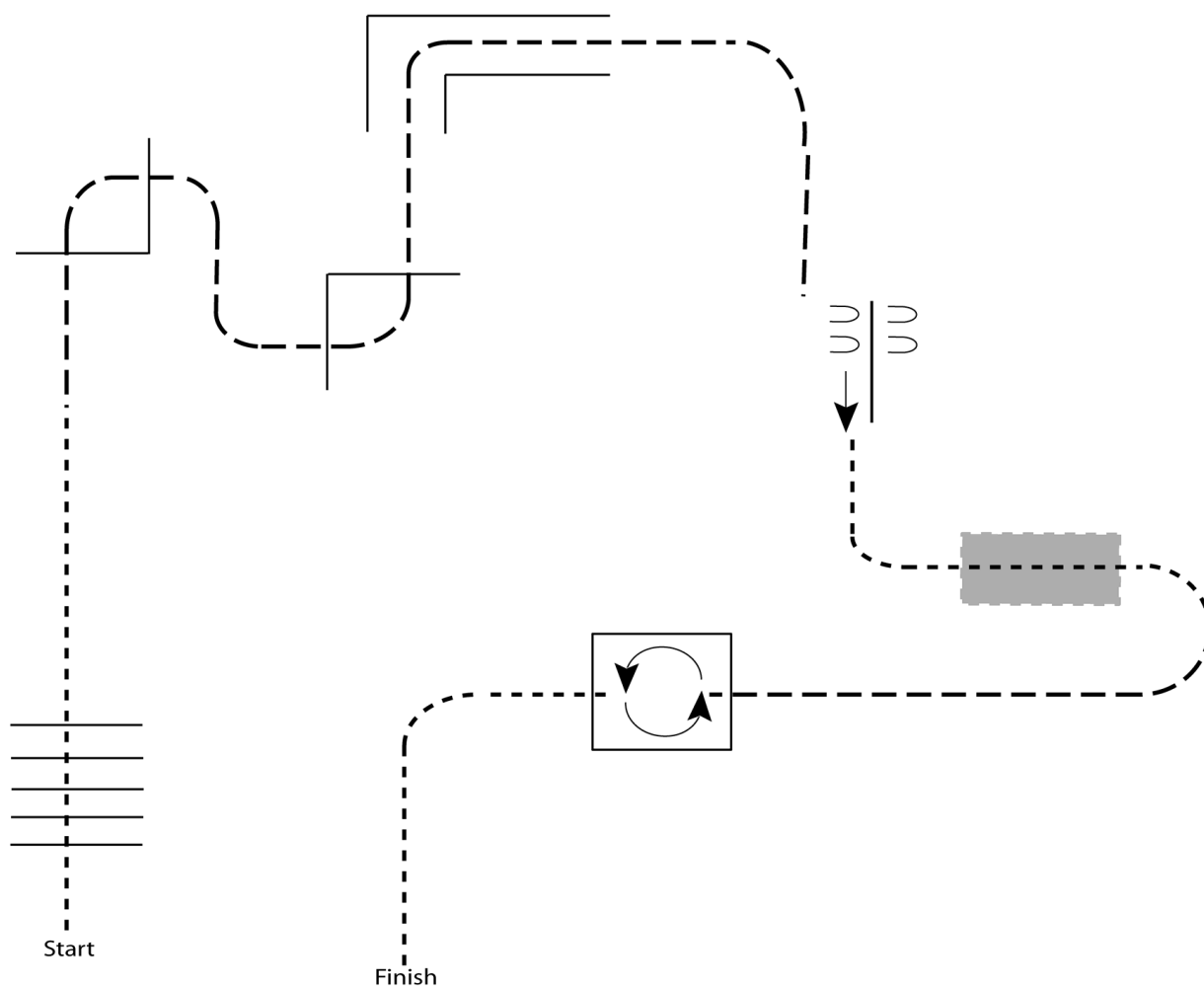
Pattern Provided by:



# Medina County Fair

## Trail Class 313 & 314

Show Date:



1. Walk over poles
2. Jog over poles
3. Jog through chute
4. Sidepass over log to the right
5. Walk over bridge
6. Jog into box and perform a 360 degree turn to the left
7. Walk out of box to finish

Walk	-----
Jog	-----
Extended Jog	-----
Lope	-----
Leg Yield	
Lead Change	-----
Back	-----
Marker	(B)
Sidepass	-----

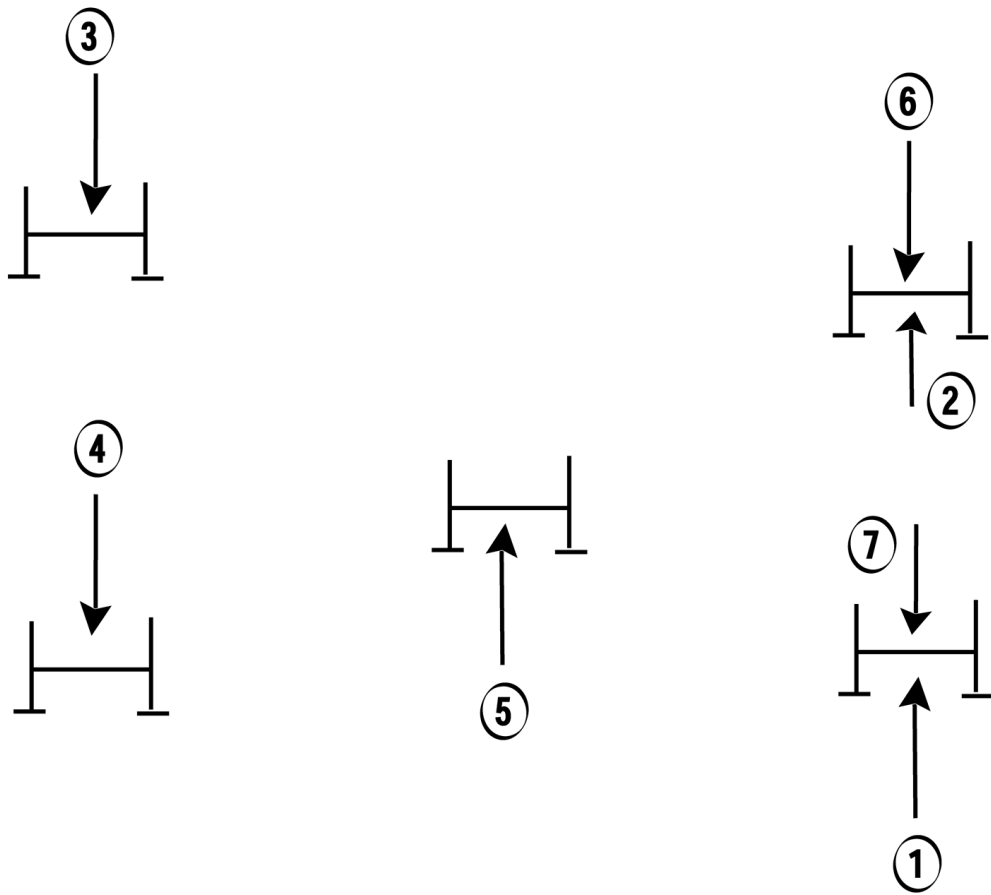
[T/WT-5]

Pattern Provided by:

# Medina County Fair

## Mini Horse Hunter Class 315

Show Date:



Pattern Provided by:

[MHP/H-6]

# Medina County Fair

## Draft Showmanship Class 401 & 402

Show Date:

1. From Judge, walk straight away. Walk a "golf club" loop and continue walking towards Judge.
2. Make a "golf club" loop at a walk. When lined up with Judge, trot in a straight line away from Judge.
3. Walk a "golf club" loop and trot the remainder of the way back to Judge. Set up for inspection (may turn horse 45 degrees either direction).
4. When dismissed, trot away from Judge.

J


Walk - - - - -

Trot - - - - -

Back ← 

Marker (B)

Judge (J)



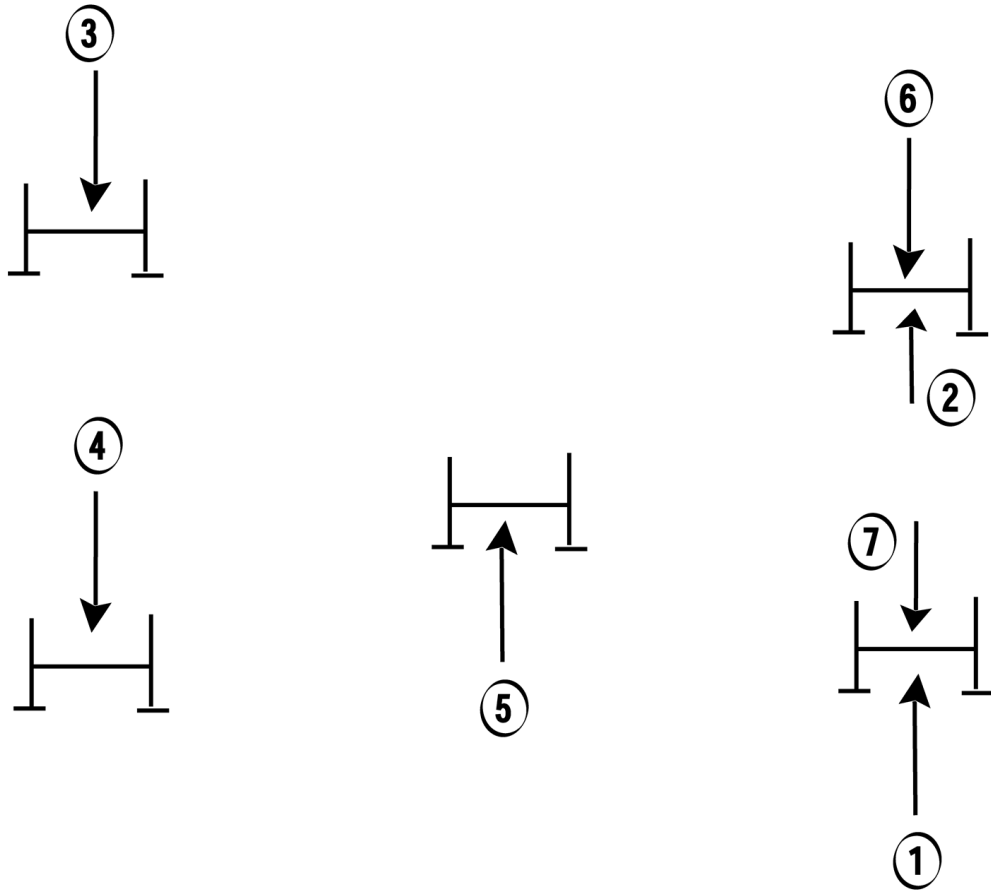
Pattern Provided by:

[DP/S-1]

# Medina County Fair

## Jumping Classes 405 thru 412

Show Date:



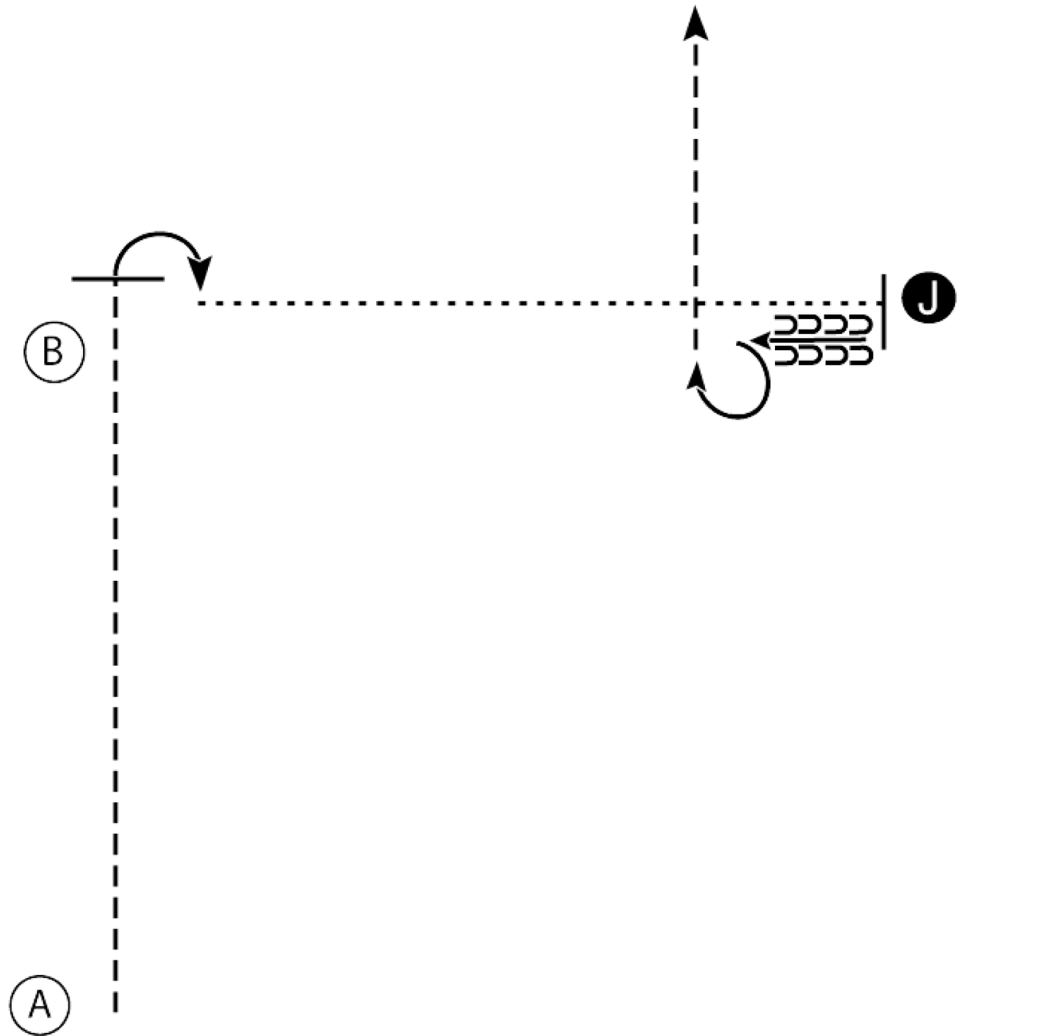
Pattern Provided by:

[MHP/H-6]

# Medina County Fair

## Pajama Showmanship Class 423

Show Date:



1. Begin at A. Trot from A past B
2. Stop and perform a 90 degree turn
3. Walk to the Judge, stop and set up for inspection
4. When dismissed back one horse length and perform a 270 degree turn
5. Trot to the line-up

Walk .....  
Trot - - - - -  
Back ←  
Marker (B)  
Judge (J)

Pattern Provided by:

[S/WT-3]